
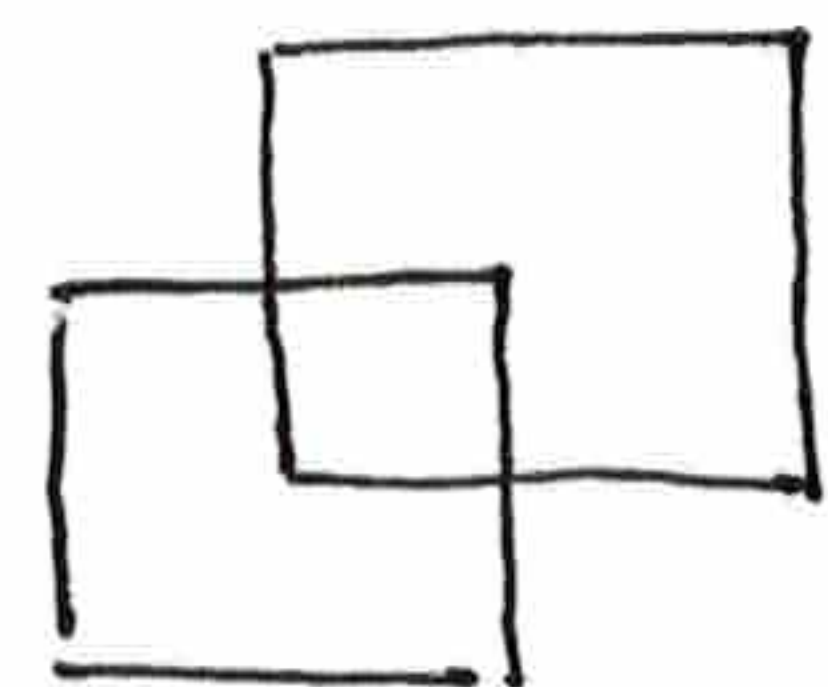
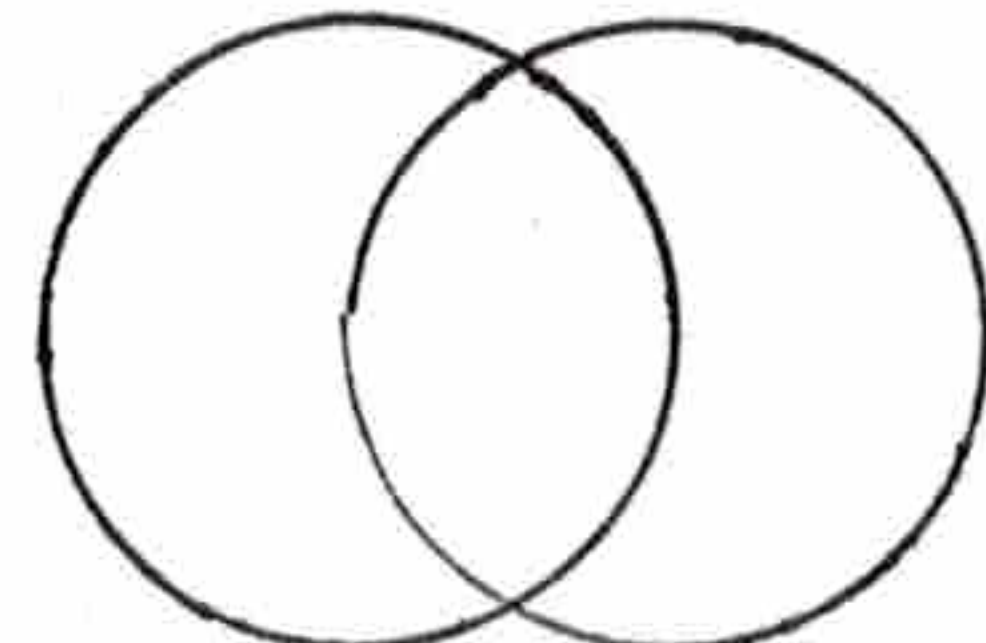

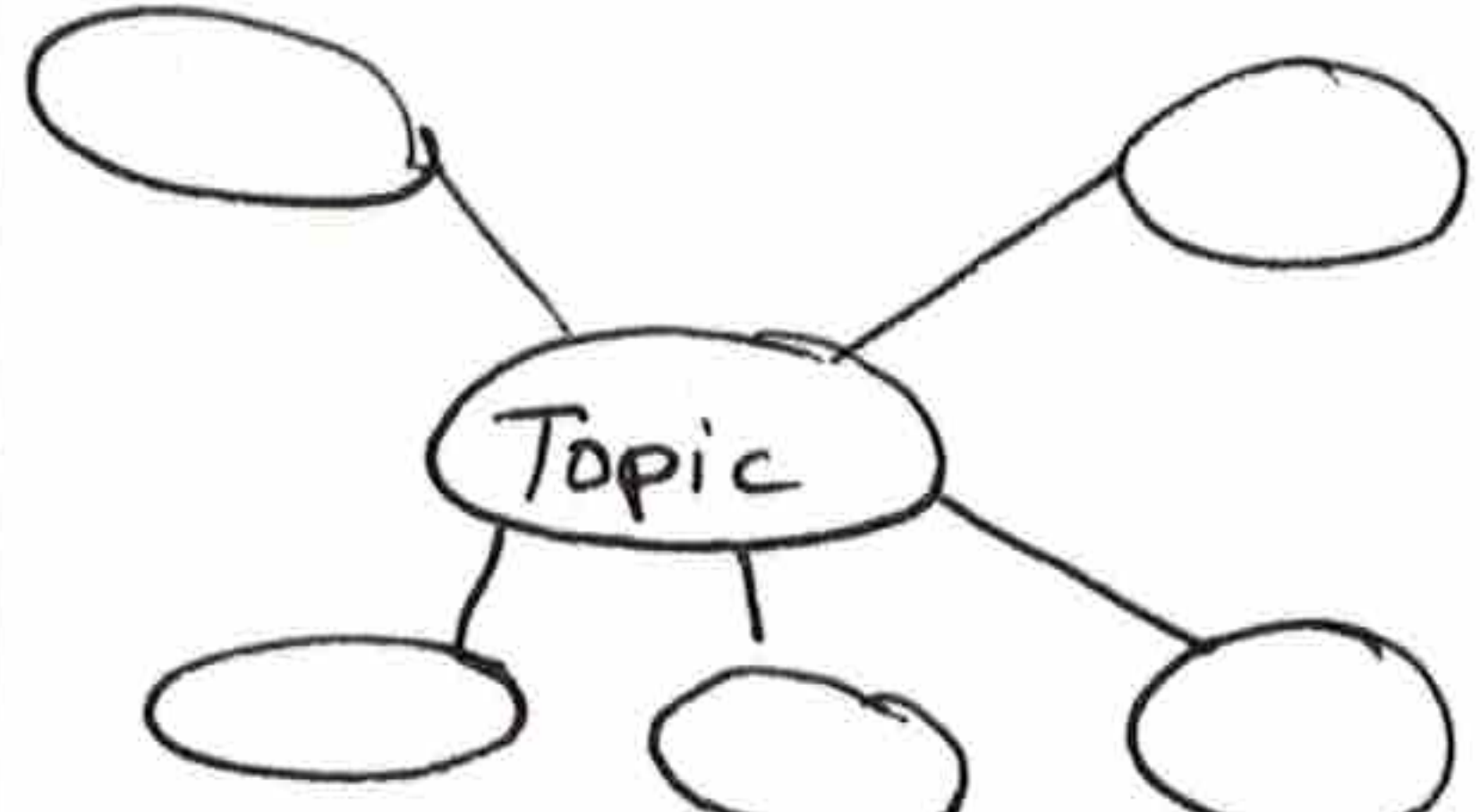


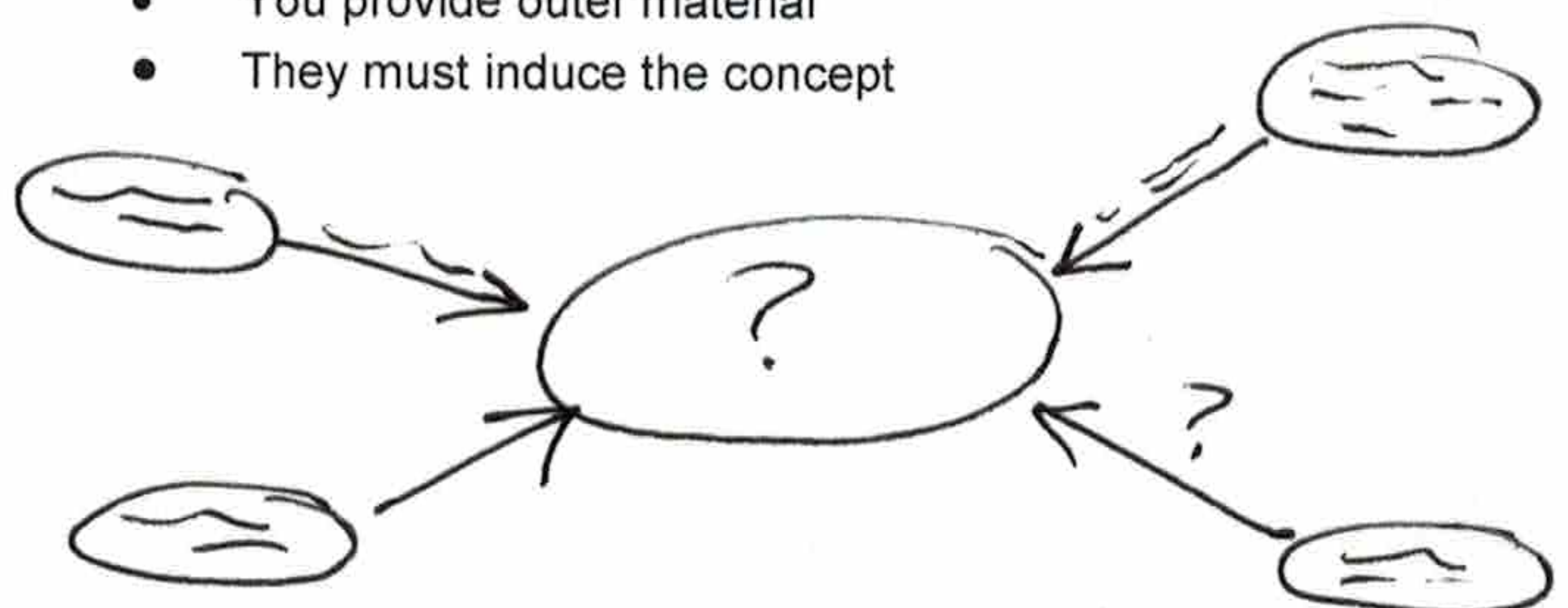


STRATEGIES FOR ALL LEARNING STYLES

Posters: <ul style="list-style-type: none">• Informational• Movie-style• "Wanted"		Games (pre-made/student made) Board game, Jeopardy, Memory, Trivial pursuit, \$ 10,000Pyramid, Bingo,Two Truths and a lie	Crossword Puzzle/Word Search <ul style="list-style-type: none">• Teacher made• Student made• Speed/timed	
Flip Book <ul style="list-style-type: none">• Concept per section• Fill each section with study info 		Venn Diagrams (Add pics/colors, make them draw it out) <div></div>		WRITING Write a _____ using the vocab words: <ul style="list-style-type: none">• Song• Story• Children's book• Comic book• Poem• Diary• Newspaper article• Sales brochure• Instruction manual• Letter to _____• Fairy Tale• Story board• Letter to the editor• Resume for _____• Magazine• Headlines• Horror story• Cartoon• Play• Writing contest
Vocab. Cards/squares (word, book definition, their definition, picture, use in sentence) <div><div><div>WORD</div><div>FRONT</div></div><div><div></div><div>Def.</div><div>Sentence</div><div>BACK</div></div></div>		Fact Map (bubbles for facts, one bubble for real world application, etc) 		
Concept Maps Students write on lines HOW they connect, provide words 		Graphs!!!! <ul style="list-style-type: none">• Give data let graph• Interpret graphs• Let them collect data and graph• Qualitative/quantitative data• Graph grades!!!!		
Make a test (students generate questions) Have to write a question for each level of question (Costa's)		Give-one-get-one Have students share answers (swap)		LABS Design and perform.... (student-centered)
Deductive Reasoning <ul style="list-style-type: none">• You provide concept then write on lines or provide outcome• They must deduce what outcome will be or what caused the outcome 		Inductive Reasoning <ul style="list-style-type: none">• You provide outer material• They must induce the concept 		
Notes <ul style="list-style-type: none">• Cornell• Cloze	Tables of info <ul style="list-style-type: none">• Allow them to fill in• Focus on purpose and function	Warm-ups Quick writes, Vocab., Standards, Pictures, Riddles, KWL, quizzes		Gallery walk Students work on Concept, make poster then observe all posters (possibly fill in wkshts)
Notebooks <ul style="list-style-type: none">• Provide table of contents• Number pages• Left vs right pages (output vs input) RIGHT: input: notes, lectures, text, vocabulary words, video and film notes, teacher questions, warm-ups, reading, sample problems, worksheets, handouts, lab procedures, etc LEFT: The left page demonstrates your understanding of the info from the right side of the page. It incorporates and reflects how you learn as well as what you learned.		Reading Map <ul style="list-style-type: none">• Provide students with article to read• Title, vocab + defin., 3 facts, summary, opinion• Have them fill out chart (Any vocab that is new, does not have to be topic specific) <div><div>VOCAB</div><div><div>FACTS</div><div>TITLE</div><div></div></div><div>summary</div><div>OPINION</div></div>		